



Cambridge IGCSE™

CANDIDATE
NAME


--

CENTRE
NUMBER

--	--	--	--	--

CANDIDATE
NUMBER

--	--	--	--



MUSIC

0410/12

Paper 1 Listening

May/June 2021

Approximately 1 hour 15 minutes

You must answer on the question paper.

You will need: Insert (enclosed)

INSTRUCTIONS

- Answer **all** questions in Sections **A**, **B** and **C**.
- Section **D**: answer **all** questions on the **one Set Work** you have studied, in the space provided.
- There will be time for you to look at the questions before you hear each extract of music. You may find it helpful to make notes on the music as you listen.
- Use a black or dark blue pen.
- Write your name, centre number and candidate number in the boxes at the top of the page.
- Write your answer to each question in the space provided.
- Do **not** use an erasable pen or correction fluid.
- Do **not** write on any bar codes.
- You may use an HB pencil for any music.
- The insert contains the scores for Music C1 and your chosen Set Work in Section D.

INFORMATION

- The total mark for this paper is 70.
- The number of marks for each question or part question is shown in brackets [].

This document has **16** pages. Any blank pages are indicated.

SECTION A [16 marks]

You will hear two examples of music, selected from the Baroque, Classical or Romantic periods or the Twentieth Century.

Each extract will be played **four** times, with a pause between each playing.

Music A1

You will hear an extract for two voices and orchestra. The words are printed below. Read through questions 1 to 5.

- 1 *I go: my soul, inspired by thy command, thirsts for the battle.*
- 2 *I'm already crowned with the victorious wreath, and thou, fair prize,*
- 3 *More worth than fame or conquest, thou art mine.*
- 4 *These labours past, how happy we!*
- 5 *How glorious, glorious will they prove!*
- 6 *These labours past, how happy we!*
- 7 *How glorious, glorious will they prove!*
- 8 *These labours past, how happy, happy we!*
- 9 *How happy, how glorious, how glorious, how happy,*
- 10 *How glorious will they prove!*

1 Which of the following best describes the melodic shape of line 1?

- Starts with an ascending interval then moves in leaps
- Starts with an ascending interval then moves by step
- Starts with a descending interval then moves in leaps
- Starts with a descending interval then moves by step

[1]

2 Which of the following best describes lines 1–3?

- Aria
- Chorus
- Musical
- Recitative

[1]

3 How is the vocal music of lines 6–7 related to lines 4–5?

.....

.....

..... [2]

4 What vocal effect is used on the word 'glorious' in line 10?

.....

[1]

5 (a) When was this music written?

- Baroque
- Classical
- Romantic
- Twentieth Century

[1]

(b) Give **two** reasons for your answer.

.....
.....
..... [2]

Music A2

You will hear an extract for instruments. Look at the skeleton score and read through questions 6 to 10.

Instrument? Key? Tempo?

Extract continues...

- 6 What instrument plays the printed melody in bars 1–8?
 [1]
- 7 What key is the music in?
 [1]
- 8 Suggest a suitable **Italian** tempo marking.
 [1]
- 9 (a) The extract continues with a repeat of the melody. Explain how the roles of the instruments change.
 [2]
- (b) During this repeat, the melody changes from the end of bar 6. Explain how it changes.
 [2]

10 When was this music written?

- Baroque
- Classical
- Romantic
- Twentieth Century

[1]

SECTION B [22 marks]

You will hear three extracts of music from around the world. Each extract will be played **four** times, with a pause between each playing.

Music B1

You will hear two passages from a piece of music for instruments, separated by a short gap. Read through questions **11** to **13**.

11 What is the main melody instrument?

..... [1]

12 (a) Describe the music of the first passage.

.....
.....
..... [2]

(b) What features of the second passage contrast with the first?

.....
.....
..... [2]

13 Where does this music come from?

..... [1]

Music B2

You will hear an extract for instruments. Look at the skeleton score and read through questions 14 to 17.

Introduction

Extract continues...

14 Briefly describe the music of the introduction.

.....

 [2]

15 What instrument first takes over the melody **after** the printed extract?

..... [1]

16 Describe some of the main musical features of the extract (not including the introduction).

.....

 [2]

17 Where does this music come from?

..... [1]

Music B3 (World Focus: Caribbean Music)

You will hear an extract of Reggae music. The words are printed below. Read through questions **18** to **21**.

[Instrumental section]

- 1 *Know Jah today, and not tomorrow.*
- 2 *Know Jah today, and there'll be no sorrow.*
- 3 *Tomorrow will be too late and you'll be knocking on the gate.*
- 4 *So don't, don't let this chance pass you by,*
- 5 *You don't, don't know what lies ahead.*

18 Explain the reference to 'Jah' in the lyrics.

..... [1]

19 Describe the music of the backing singers in relation to the lead singer.

.....
.....
..... [2]

20 What other features of the extract are typical of the reggae style?

.....
.....
.....
..... [4]

21 (a) Which island does Reggae come from?

..... [1]

(b) How did it first become popular there?

.....
.....
..... [2]

SECTION C [16 marks]

You will hear one extract of music. The extract will be played **four** times, with a pause between each playing.

Music C1

You will hear an extract for instruments. Look at the skeleton score, which you will find in the separate Insert, and read through questions **22** to **27**. Answer the questions in this booklet.

22 What key is the music in at the beginning?

..... [1]

23 (a) What instrument first plays the printed melody in bars 1–18?

..... [1]

(b) Describe the relationship between this instrument and another instrument playing the melody in this passage.

.....
.....
..... [2]

24 Name the bracketed interval in bars 3–4.

..... [2]

25 The melody is incomplete in bars 13–14. Fill in the missing notes on the staff below. The rhythm has been given to help you.

[3]

26 The melody of bars 1–18 is repeated louder after the printed extract. In what other ways is the music different?

.....
.....
..... [2]

27 (a) When was this music written?

- Baroque
- Classical
- Romantic
- Twentieth Century

[1]

(b) Give **three** reasons for your answer.

.....

.....

.....

..... [3]

(c) Who composed this music?

- Bach
- Beethoven
- Shostakovich
- Tchaikovsky

[1]

SECTION D [16 marks]

Set Work

Answer all the questions on **one** set work:

either Mozart: *Piano Concerto No. 21* (questions 28 to 35)

or Mendelssohn: *Calm Sea and Prosperous Voyage* (questions 36 to 45).

Mozart: Piano Concerto No. 21

You will hear two extracts. Each extract will be played **twice**, with a pause between each playing.

Music D1

Look at the skeleton score, which you will find in the separate Insert, and read through questions 28 to 31.

- 28 How is the music in bars 1–12¹ different from when it was first heard in the movement (before the recorded extract)?

.....

.....

.....

.....

..... [4]

- 29 Name precisely the section of the movement from which this extract is taken.

..... [1]

- 30 (a) What key has the music reached at the end of the extract?

..... [1]

- (b) What is the relationship of this key to the tonic key of the movement?

..... [1]

- 31 In which venue in Vienna was this concerto first performed?

- Burgtheater
- Mehlgrube
- Musikverein
- The State Opera

[1]

Music D2

Look at the skeleton score, which you will find in the separate Insert, and read through questions **32** to **35**.

32 Describe Mozart's orchestration (use of instruments) in bars 1–8 of the extract.

.....
.....
..... [2]

33 Which one of the following compositional devices is heard in bars 9–16?

- Ascending sequence
- Canon
- Descending sequence
- Pedal

[1]


34 (a) Name the cadence in bars 19–20.

..... [1]

(b) Explain and describe what is played by the piano in bar 20.

.....
.....
..... [2]

35 On the staff below, write the last two notes of the viola part in bar 53 in the treble clef.



[2]

Mendelssohn: *Calm Sea and Prosperous Voyage*

You will hear two extracts. Each extract will be played **twice**, with a pause between each playing.

Music D3

Look at the skeleton score, which you will find in the separate Insert, and read through questions **36** to **40**.

36 (a) How is the flute melody in bars 1 and 2 accompanied?

- Alberti bass
- Dominant pedal
- Ground bass
- Tonic pedal

[1]

(b) The flute part in bar 2 is marked *perdendosi*. What does this mean?


.....

[1]

37 What happens in beats 1–3 of bar 3 (before the printed flute part)?

.....
 [1]

38 On the staff below, write out the first two notes of the clarinet part in bar 29 at sounding pitch. The key signature has been given.



[2]

39 Where does this extract come in the overall structure of the overture?

.....

 [2]

40 When was this piece first publicly performed and published?

1809

1812

1832

1847

[1]

Music D4

Look at the skeleton score, which you will find in the separate Insert, and read through questions **41** to **45**.

- 41 (a)** Where was the melody which starts in bar 1 first heard in the overture (before the recorded extract)?

..... [1]

- (b)** How is this music different from when it was first heard?

.....

.....

..... [2]

- 42** What do the trumpets play in bars 13–15?

.....

..... [1]

- 43 (a)** What key does the music reach at bar 57?

..... [1]

- (b)** What is its relationship to the tonic key of the overture?

..... [1]

- 44** What theme do the cellos play in bars 65–72 (as the extract continues after the printed score)?

.....

..... [1]

- 45** What section of the overture is this extract taken from?

..... [1]

Permission to reproduce items where third-party owned material protected by copyright is included has been sought and cleared where possible. Every reasonable effort has been made by the publisher (UCLES) to trace copyright holders, but if any items requiring clearance have unwittingly been included, the publisher will be pleased to make amends at the earliest possible opportunity.

To avoid the issue of disclosure of answer-related information to candidates, all copyright acknowledgements are reproduced online in the Cambridge Assessment International Education Copyright Acknowledgements Booklet. This is produced for each series of examinations and is freely available to download at www.cambridgeinternational.org after the live examination series.

Cambridge Assessment International Education is part of the Cambridge Assessment Group. Cambridge Assessment is the brand name of the University of Cambridge Local Examinations Syndicate (UCLES), which itself is a department of the University of Cambridge.